



Door Closer

# DORMA TS 73 V

## Easy to fit, economical and with adjustable closing force

**Simple, easy installation, and guaranteed quality.**

**Tested to EN 1154**

Specially designed for internal doors, including fire doors, the DORMA TS 73 V is a universal solution for doors of differing designs and styles.

The flat and compact format of the TS 73 V means that

there are practically no problems with installation; and tried and trusted quality is your assurance of reliability.



Quality-assured manufacture to ISO 9001, EN 29001, BS 5750. Certified and verified by BSI Quality Assurance Reg. No. Q 6423, FM 10756

### Why everyone gains – point by point

#### For the trade

- One model for all applications.
- Really practical solutions for special installation situations, thanks to the wide range of accessories.

#### For the installer

- Quick and simple to fit. Closing force, closing speed, and latching action all set with just a few manual adjustments.
- Only one design for DIN-L and DIN-R doors, and for standard and framefixing.

#### For the designers

- Compact format in time-less design.
- Attractively-priced solution with optimum reliability.
- Wide range of applications.
- Anti-corrosive design for moist and damp areas.

#### For the user

- Optimum wall and door protection thanks to “thinking” backcheck.
- Constant closing speed virtually unaffected by temperature fluctuations, with adjustable latch action.
- Smooth door action thanks to high mechanical efficiency.



The TS 73 V complies with the requirements and/or recommendations of the following:

BS 6459: PT1

CERTIFIRE approved for fire doors ITT 120; Ref. CF 117  
DoH ref. HTM 59

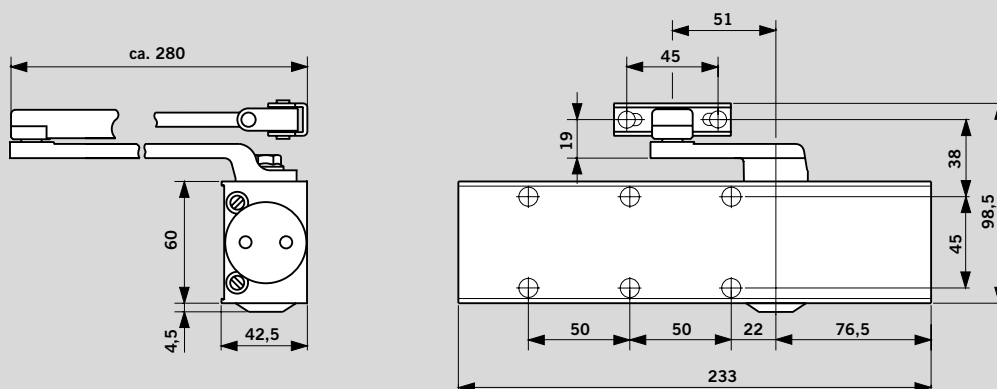
### Data and features

### TS 73 V

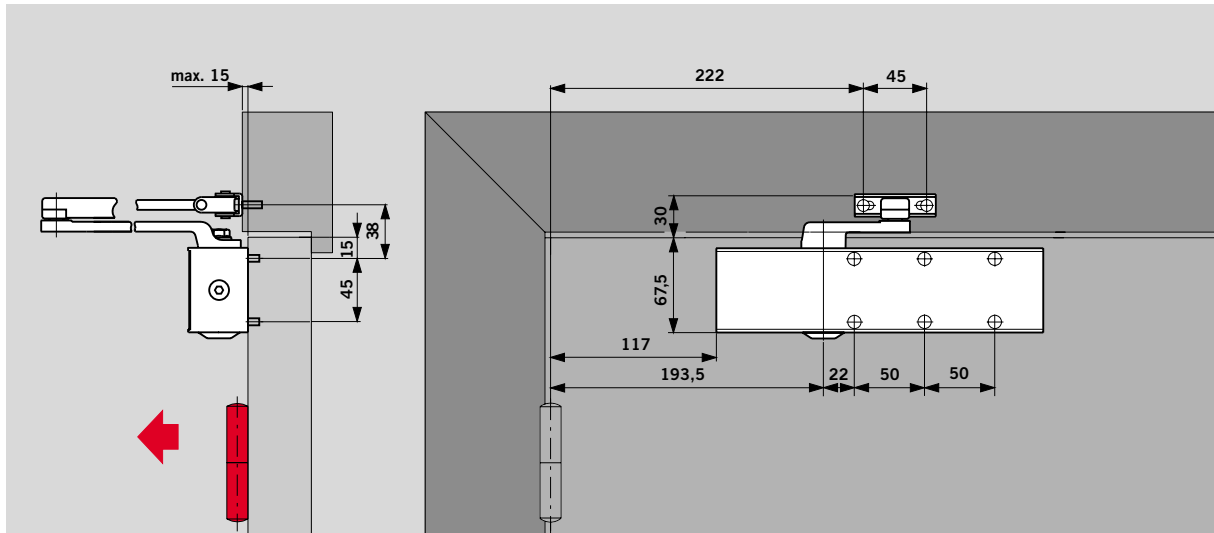
Closing force adjustable	Size	EN 2–4
Standard doors <sup>1)</sup>	≤ 1100 mm	●
External doors, opening outwards <sup>1)</sup>		–
Fire doors <sup>1)</sup>	≤ 1100 mm	●
Same design for DIN-L and DIN-R		●
Arm	Standard	●
	Flat form	●
	Slide channel	–
Closing force adjustable by means of setting screw and power shoe		●
Closing speed adjustable by means of valve		●
Adjustable latching action	By arm	●
	By valve	–
Backcheck		●
Delayed action		–
Hold-open		○
Weight in kg		1.8
Dimensions in mm	Length	233
	Depth	42.5
	Height	60

● Yes – No ○ Option

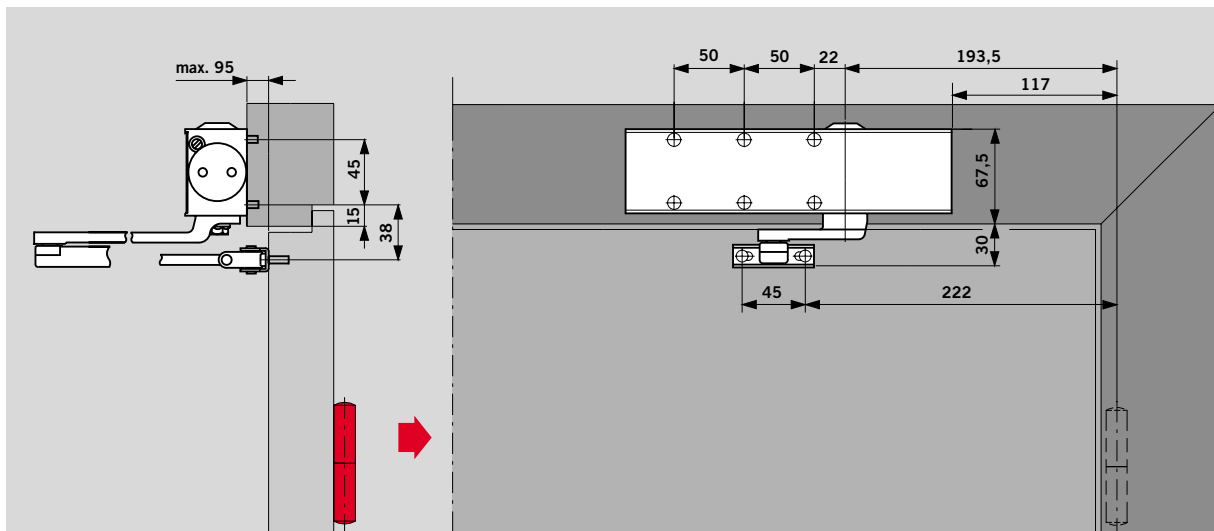
<sup>1)</sup> For high and heavy doors, external doors, and for doors required to close against high wind pressure, we recommend DORMA TS 83.



**Door leaf fixing, pull side** (example shows LH (ISO 6) door; RH (ISO 5) doors mirrored arrangement)



**Transom fixing, push side** (example shows LH (ISO 6) door; RH (ISO 5) doors mirrored arrangement)



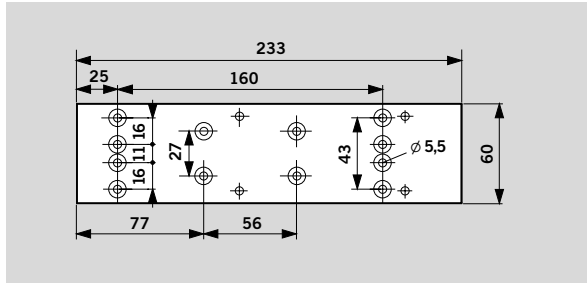
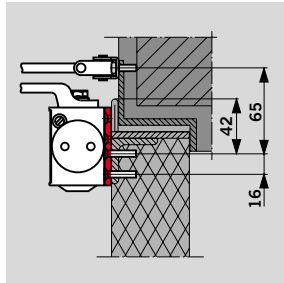
Door closers may only be fitted on the frame of fire doors if proved suitable for the individual door by the

issue of an approval certificate from a recognised testing institution.

**Mounting plate**

Art. No. 7380

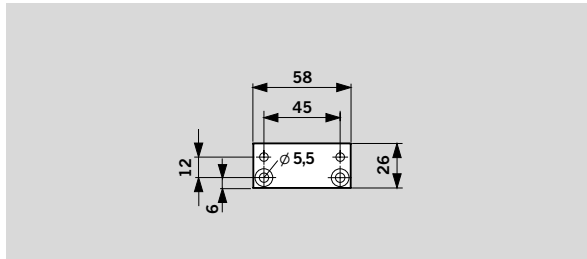
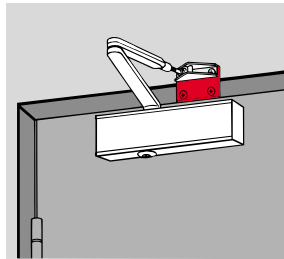
For fitting the door closer to fire doors and to doors where direct fitting is not possible. Hole group according to EN 1154, supplement 1.



**Hinge plate**

Art. No. 8365

For securing the arm to particularly narrow door frames.

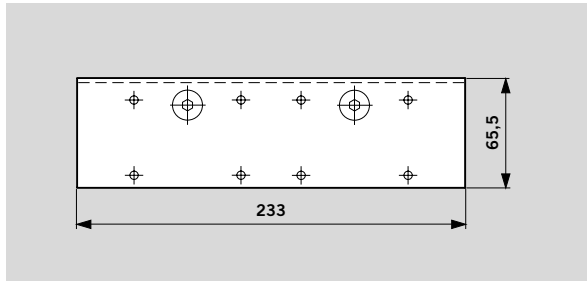
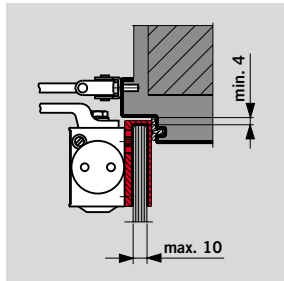


**Glass door saddle plate**

Art. No. 7369

For securing the door closer to all-glass doors; no need for any glass preparation (to suit 8 – 10 mm door thickness).

**Not approved for fire doors.**

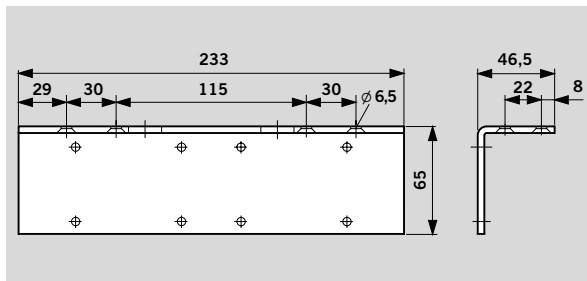
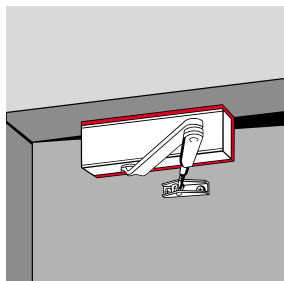


**Angle bracket**

Art. No. 7357

For overhead fitting on the push side, for deep-set door lintels.

**On fire doors, proof of suitability required in relation to the individual door concerned.**

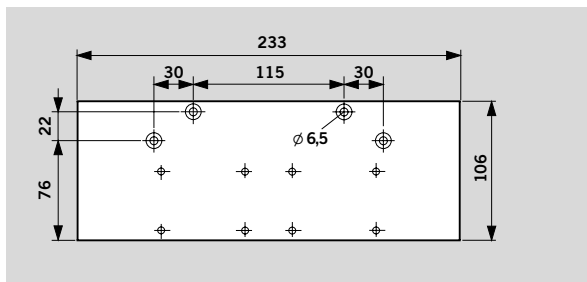
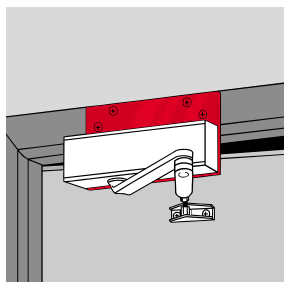


**Drop plate**

Art. No. 7359

For use where the closer cannot be fitted directly to the door.

**On fire doors, proof of suitability required in relation to the individual door concerned.**

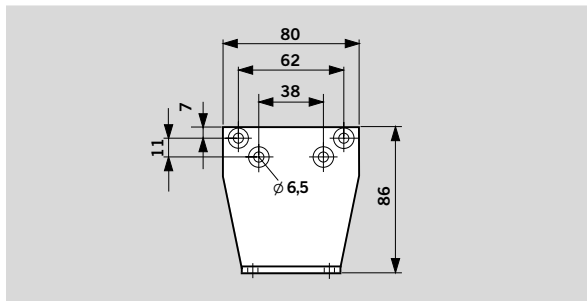
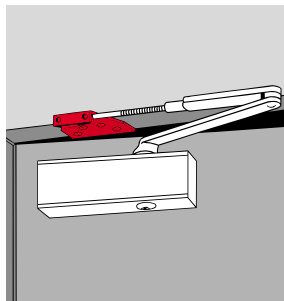


**Parallel arm bracket**

Art. No. 8382

For parallel arm installation (see installation instructions for fitting dimensions).

**On fire doors, proof of suitability required in relation to the individual door concerned.**



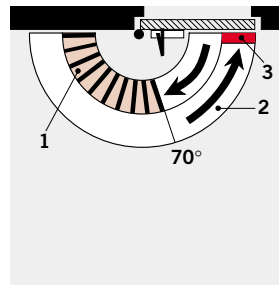
**Features and optional functions**

## With “thinking” backcheck (BC/ÖD)

Thanks to an innovative design concept, the resistance developed by this backcheck system as the door is opened beyond approx. 70° is directly proportional to door acceleration. It is almost imperceptible when the door is opened slowly. However, if the door is opened hastily, the backcheck responds in equal measure.

And if the door should be flung open at speed – whether deliberately, thoughtlessly, accidentally or as a result of a gust of wind – the backcheck reacts at full strength, protecting the wall and door from damage.

**If no backcheck function is required, the system can simply be switched off.**

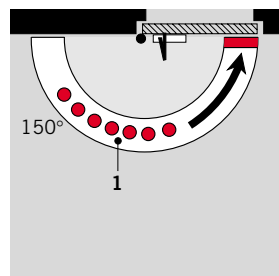


- 1 Self-regulating backcheck
- 2 Fully controlled closing with adjustable speed
- 3 Adjustable latch range

## With hold-open arm


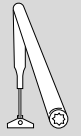
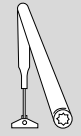
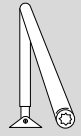
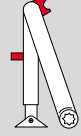
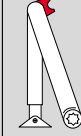
Combining the TS 73 V with a hold-open arm enables the door to be held open at an appropriate angle (up to approx. 150°).

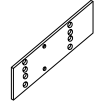

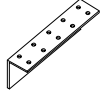
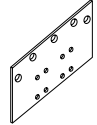

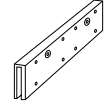

Hold-open arm with switch: The hold-open function can be switched on and off by the user by simply pressing a switch.



- 1 Hold-open range

**Hold-open arms are not permitted on fire doors**

Range of equipment					
Closer body TS 73 V 	Standard arm  □ 280051xx	Standard arm anti-corrosive type (AC) 	Flatform arm  □ 830001xx	Hold-open arm with switch  □ 830003xx	Hold-open arm without switch  □ 830004xx
Size EN 2-4 ■ 280101xx	□		□	□	□
Size EN 2-4 anti-corrosive (AC)		■ 28320601			

Accessories			
Mounting plate 	Hinge plate 	Angle bracket 	Drop plate 
280074xx	830014xx	280076xx	280075xx
Parallel arm bracket 	Glass door saddle plate 	Spindle extender 16 mm 	
280066xx	280078xx	830018xx	

Order number:  
 ■ = Body only  
 □ = Arm only  
 ■□ = Body and arm, complete

Colour\*  
 silver 01  
 dark brown 03  
 white (RAL 9016) 11  
 white (RAL 9010) 10  
 special 09

\*) spindle extender only in silver (01) and dark brown (03)

**Specification text**

DORMA TS 73 V rack and pinion door closer; with adjustable power size EN 2 – 4, according to EN 1154, integral self-regulating backcheck, adjustable closing speed and adjustable latch action. Suits both DIN-left and DIN-right.

**Colour**  
 Silver  
 Dark brown  
 White (sim. RAL 9016)  
 White (sim RAL 9010)  
 Special \_\_\_\_\_ (sim. RAL \_\_\_\_\_)

**Make:** DORMA TS 73 V

**Model**

- with standard arm
- with flatform arm
- anti-corrosive type (AC)
- with hold-open arm
  - with  without switch

**Accessories** \_\_\_\_\_

**DORMA Door Controls Ltd.**  
 DORMA Trading Park  
 Staffa Road  
 GB-London E10 7QX  
 Tel. 020 8558 8411  
 Fax 020 8558 6122  
 E-mail:  
 hardware@dorma-a-uk.co.uk

**DORMA Door Controls Pte. Ltd.**  
 No. 2, Jalan Terusan, Jurong  
 Singapore 619285  
 Rep. of Singapore  
 Tel. 0065 62687633  
 Fax 0065 62657914

**DORMA Gulf Door Controls FZE**  
 Jebel Ali Free Zone, Roundabout 8,  
 Unit VC 02  
 P.O. Box 17268  
 Jebel Ali, Dubai  
 United Arab Emirates  
 Tel. 00971 48/83 90 14  
 Fax 00971 48/83 90 15

**DORMA GmbH + Co. KG**  
**P.O. Box 40 09**  
**D-58247 Ennepetal**  
**Breckerfelder Straße 42-48**  
**D-58256 Ennepetal**  
**Germany**  
**Tel. +49(0)23 33/7 93-0**  
**Fax +49(0)23 33/79 34 95**

**DORMA Door Controls Ltd.**  
 19, Sandyford Office Park  
 Foxrock  
 IRL-Dublin 18  
 Tel. 01 295 82 80-82  
 Fax 01 295 85 84  
 E-mail:  
 dormadublin@dorma.com

**DORMA Door Controls Pty. Ltd.**  
 P.O. Box 1092  
 Narre Warren Vic 3805  
 52 Abbott Road  
 Hallam/Victoria 3803  
 Australia  
 Tel. 0061 3/97 96 35 55  
 Fax 0061 3/97 96 39 55

**DORMA Door Controls (Pty.) Ltd.**  
 Kings Court  
 P.O. Box 82182  
 2135 Southdale  
 South Africa  
 Tel. 0027 11/8 30 02 80  
 Fax 0027 11/8 30 02 91

The address of a subsidiary/representation in your area you can find at the DORMA website:  
[www.dorma.com](http://www.dorma.com)